


Contractor Assurance Working Group 2012 EFCOG Semi-Annual Meeting



Jack Anderson
ORNL, UT-Battelle, LLC
Working Group Chair
December 6, 2011

DOE Sponsors: John Boulden III (HSS)
Bill Roege (HSS)




FY12 Achievements to Date



- Continued site-to-site sharing of information on CAS implementation
- Contractor Assurance Training:
 - Department has requested assistance from the CAWG to develop CAS training material that can be used during periodic opportunities to inform DOE-HQ functional management and others in Forrestal about contractor assurance.
- Contributed to the CAS Peer reviews and affirmations at several labs/sites
- Supported the NNSA-directed Parent Organization Functional Management Review of LANL CAS
- In November 2011, the CAWG held its Fall meeting in conjunction with the ISM/QA Working Group
- Provided support for HSS directives on development of a revised independent oversight approach.

FY12 Achievements To Go




- CAS Training Module
 - Initial rollout scheduled for December 14, 2011 in Washington, DC.
 - Subsequent recurring deployment TBD
- Best Practices (rollover from FY 2011 target)
 - Operational Performance Review (ORNL)
 - Risk Based Assessment – Graded Approach (WSI)
- White Papers
 - Peer Reviews and Affirmations: Sustaining the Gains
 - Risk Informed Planning and Decision Making
- Semi-annual Spring meeting being planned for April 2012

Best Practices Development Status and Plans for FY12



- Best Practices
 - Operational Performance Review (ORNL)
 - Submit in January 2012
 - Risk Based Assessment – Graded Approach (WSI)
 - Submit in January 2012
- White Papers
 - Peer Reviews and Affirmations:
 - Now that NNSA and SC are moving through the current process of Peer and Validation/Affirmation reviews, there is a sustainability question associated with ‘what next?’
 - Risk Informed Planning and Decision Making:
 - At the 2011 ISM Champions Workshop, a common theme surfaced in a number of the Contractor Assurance papers and discussions around risk and risk management.

Performance Metrics



Metric	Result
Does the WG tackle relevant issues?*	88.9%
Is the WG helping to create solutions for challenges you or your company are facing?*	88.9%
Are you changing any practices as a result of your involvement with the WG?*	55.6%
Does participation in the WG add value for project/company?*	88.9%
Number of best practices posted during the FY?	0
Number of white papers submitted to DOE?	1
Number of reviews/comment sets of draft DOE Orders/Guidelines and DNFSB recommendation responses submitted to DOE?	Multiple

* Based on results of one Survey Monkey survey conducted after the June 2011 meeting.